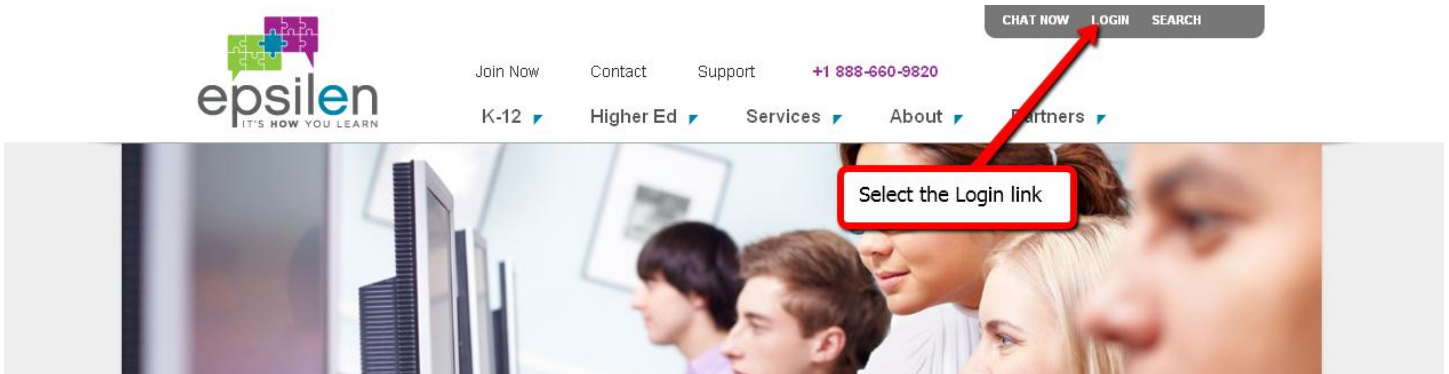


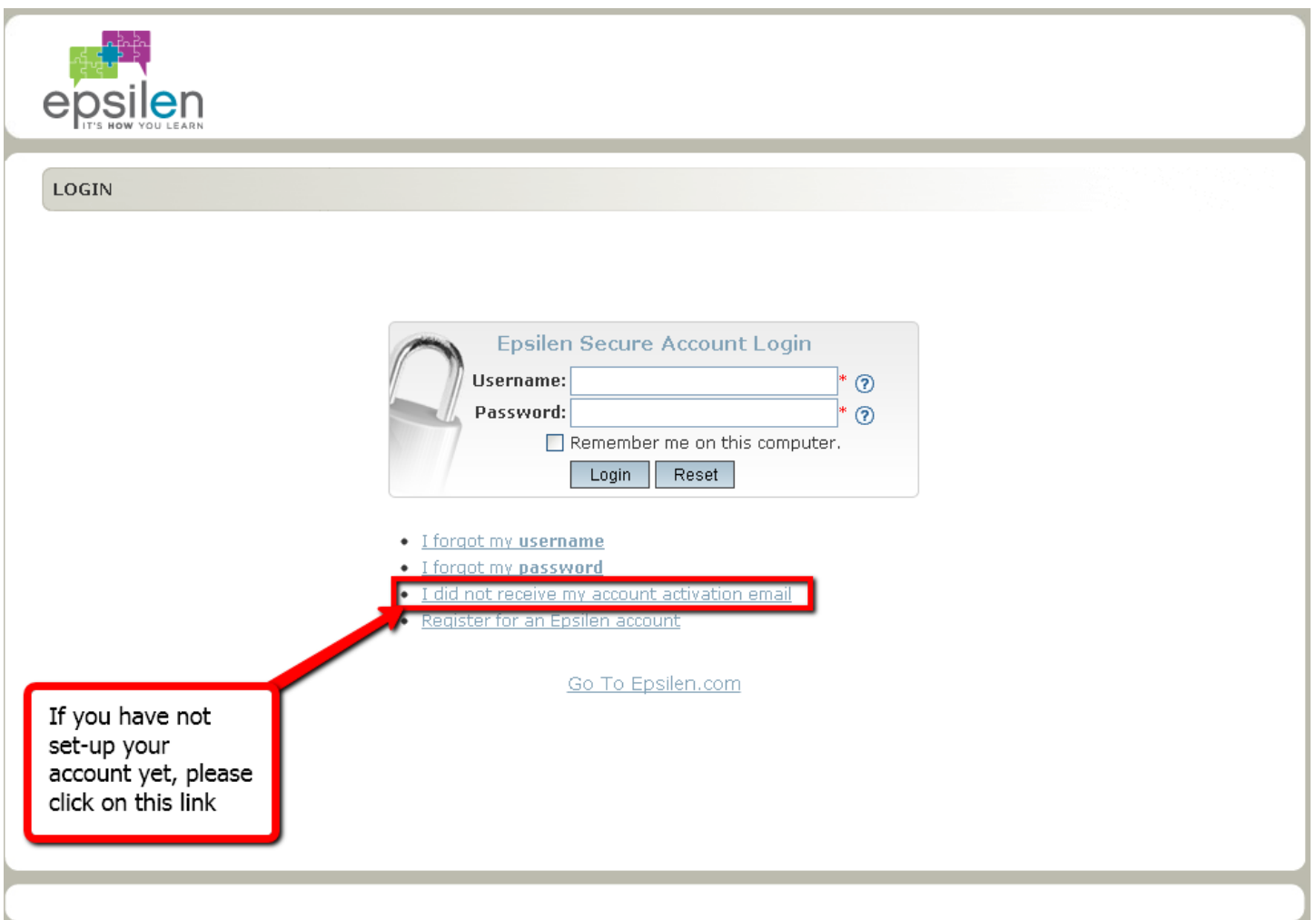
# Epsilen

Project Share is a digital learning environment where teachers and students will communicate, collaborate, and access digital content. Through Project Share, teachers will have access to online professional development (PD) modules, professional learning communities, and digital content repositories.

Go to <http://www.epsilen.com/>. Select the log-in link:



If you have not set-up your account yet, please click on this link. It will allow you to resend the activation e-mail:



Enter your RRISD e-mail address to resend the activation e-mail:

**RE-SEND ACCOUNT ACTIVATION EMAIL** [» Close Window](#)

If you did not receive the Account Activation email from Epsilen after registering or cannot find the Activation email, please enter the email address that you used to register with and click Continue to have the email re-sent to you.

You may want to add an exception to your email spam filter to allow all emails from epsilen.com.

**Email Address:** \*

If you have already tried this and still did not get an Activation email, please send an email to [register@epsilen.com](mailto:register@epsilen.com).

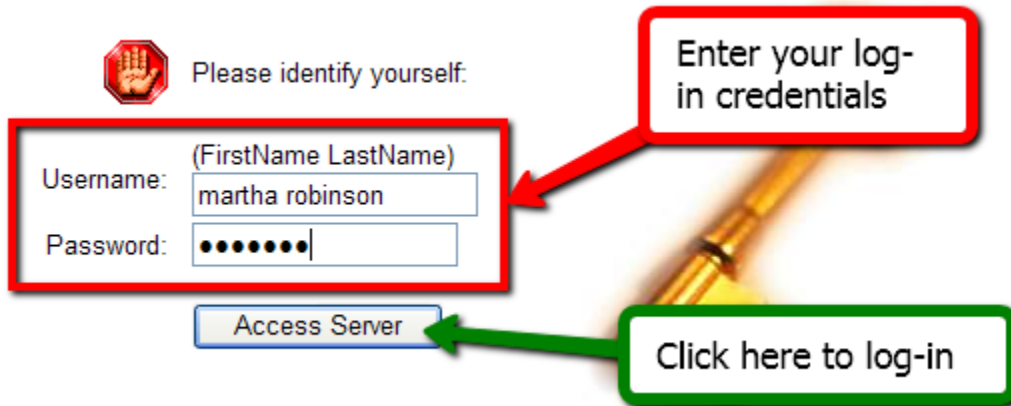
Enter your RRISD e-mail address to resend the activation e-mail

You should receive a message that the activation e-mail was sent:

**ACTIVATION MAIL SENT** [» Close Window](#)

✓ An Account Activation email has been sent to the specified email address. If you do not get the email in your Inbox, please check your Spam or Junk Mail folder.

Log-into your Lotus Notes account through remote access. If you are using [a computer in RRISD, click here](#). If you are [using a computer at home, click here](#):



The screenshot shows the Lotus Notes login interface. At the top, a red octagonal icon with a hand is next to the text "Please identify yourself:". Below this is a form with two fields: "Username:" and "Password:". The "Username:" field contains the text "(FirstName LastName)" and "martha robinson". The "Password:" field contains a series of dots. A red box highlights the entire login form. A red arrow points from a text box "Enter your log-in credentials" to the "Username:" field. A green arrow points from a text box "Click here to log-in" to the "Access Server" button.

Please identify yourself:

Username: (FirstName LastName)  
martha robinson

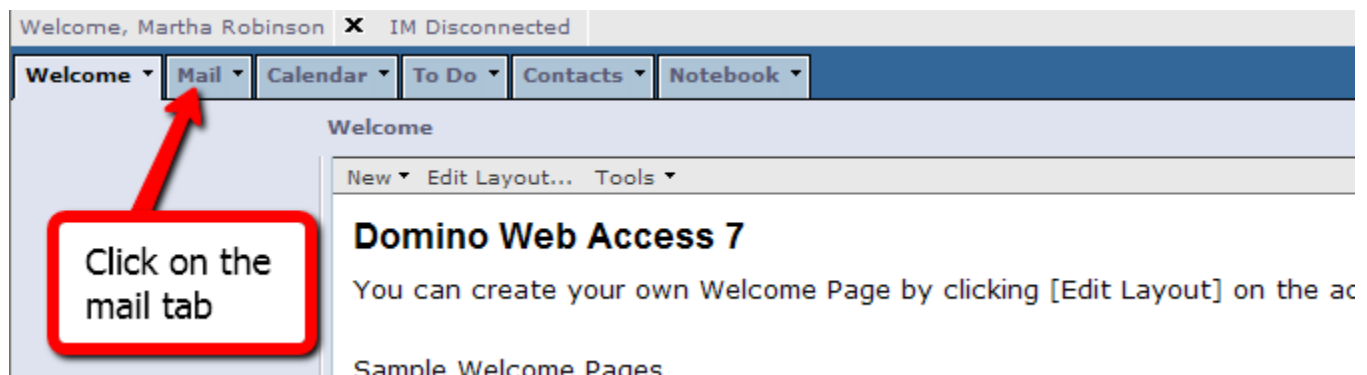
Password: ●●●●●●

Access Server

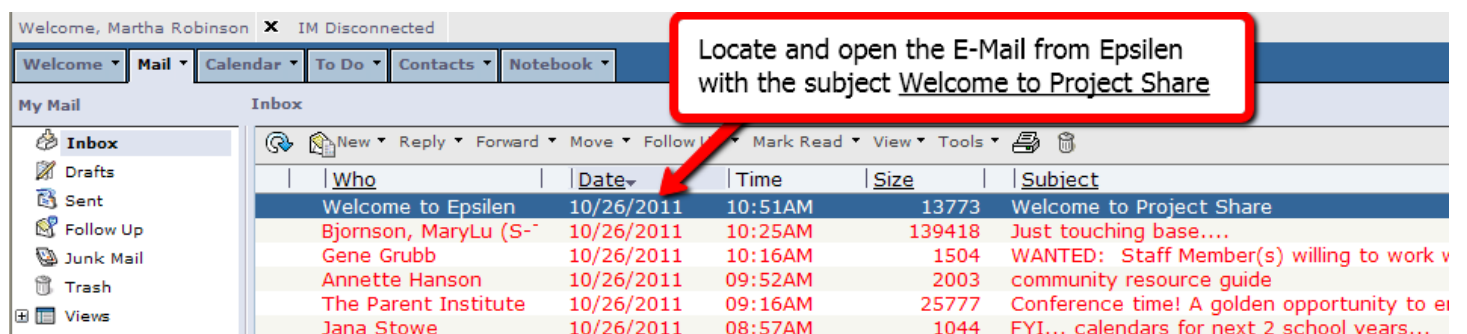
Enter your log-in credentials

Click here to log-in

Click on the mail tab:



Locate and open the E-Mail from Epsilen with the subject Welcome to Project Share:



The screenshot shows the Lotus Notes Mail interface. The top bar displays "Welcome, Martha Robinson" and "IM Disconnected". Below this is a navigation bar with tabs: "Welcome", "Mail", "Calendar", "To Do", "Contacts", and "Notebook". The "Mail" tab is selected. The main content area shows a list of emails in the "Inbox". A red arrow points from a text box "Locate and open the E-Mail from Epsilen with the subject Welcome to Project Share" to the first email in the list.

Welcome, Martha Robinson x IM Disconnected

Welcome Mail Calendar To Do Contacts Notebook

My Mail

Inbox

New Reply Forward Move Follow Up Mark Read View Tools

Who	Date	Time	Size	Subject
Welcome to Epsilen	10/26/2011	10:51AM	13773	Welcome to Project Share
Bjomson, MaryLu (S-	10/26/2011	10:25AM	139418	Just touching base....
Gene Grubb	10/26/2011	10:16AM	1504	WANTED: Staff Member(s) willing to work v
Annette Hanson	10/26/2011	09:52AM	2003	community resource guide
The Parent Institute	10/26/2011	09:16AM	25777	Conference time! A golden opportunity to ei
Jana Stowe	10/26/2011	08:57AM	1044	FYI... calendars for next 2 school years...

Locate and open the E-Mail from Epsilen with the subject Welcome to Project Share

Locate your username and password information:

Your Epsilen account has been registered and activated.

To Log in you will need your Username ( **MarthaRobin** ) and Password ( **password** ).

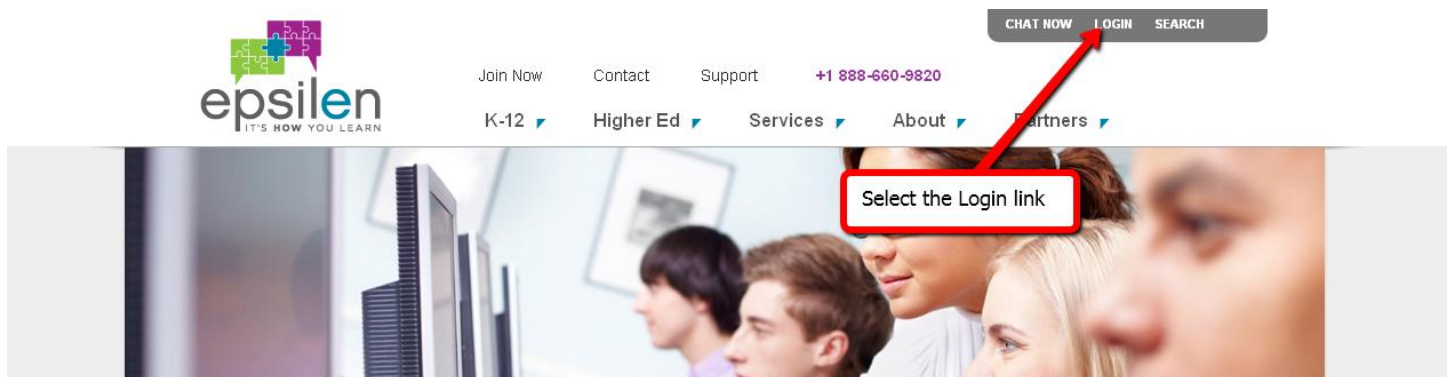
Your new Epsilen Account information:

Username:	MarthaRobin
Login Password:	password
ePortfolio Web Address:	<a href="http://www.epsilen.com/MarthaRobin">http://www.epsilen.com/MarthaRobin</a>

Re

Locate your username and password information

Go to <http://www.epsilen.com/>. Select the log-in link:



The image shows the top section of the Epsilen website. On the left is the Epsilen logo with the tagline "IT'S HOW YOU LEARN". To the right of the logo are links for "Join Now", "Contact", "Support", and a phone number "+1 888-660-9820". Below these are links for "K-12", "Higher Ed", "Services", "About", and "Partners". On the far right, there is a dark grey button with the text "CHAT NOW", "LOGIN", and "SEARCH". A red arrow points from a text box labeled "Select the Login link" to the "LOGIN" text on the button.

Log-in to Epsilen with your username and password:

Epsilen Secure Account Login

Username:  \* ?

Password:  \* ?

☐ Remember me Please enter password

- [I forgot my username](#)
- [I forgot my password](#)
- [I did not receive my email](#)
- [Register](#)

Login to Epsilen with your username and password information

[Go To Epsilen.com](http://www.epsilen.com)

Create and answer your security questions. Enter your e-mail address. Click **Continue...**:

## SECURITY QUESTIONS & ANSWERS

### HAVE YOU USED EPSILEN BEFORE?

If you already have an Epsilen account, but your institution has created this new account for you, Epsilen will help you merge the two account into one.

[Log in to my existing Epsilen account](#)

### SET UP MY NEW ACCOUNT

#### Security Questions & Answers

Please provide two security questions with answers for a secure method of password retrieval. (If you need to do so in the future)

Username: erikweiler

Security Question1:  \*

Security Answer1:  \*

Security Question2:  \*

Security Answer2:  \*

#### Epsilen Mail Forwarding:

You may enable Epsilen Mail forwarding by entering your preferred email address below. To disable forwarding, leave this field blank. You can modify this this setting later under the Epsilen Mail tool.

Email Address:

[Continue...](#)

Create and answer your security questions. Enter your e-mail address. Click Continue...

You are now logged into your Epsilen portal:

**epsilen**  
ENVIRONMENT

My Portal

Welcome: Erik Weiler  
<http://www.epsilen.com/erikweiler>

Search for:  In **People**

[Log Out](#)

**My Portal**

**My ePortfolio**

**Groups**

**Calendar**

**Courses**

**Learning Matrix**

**Epsilen Mail**

**Files / Folders**

**My Networks**

**Share It**

**Take Notes**

**Search Epsilen**

**Time Tracker**

**Rubrics**

**Visitors**

**Content Repository**

**Options**

**Help FAQ**

**Change Password**

**Show/Hide Tools**

## Add your favorite tools by dragging the links from left navigation ##

Click to make an Epsilen Posting...

**You have not yet made any Epsilen Postings.** [What is an Epsilen Posting?](#)

**My Network Channel**

Visitors to MyCorner

Added me to Networks


Similar Teaching Int.


Similar Research Int.


Similar Career Int.


ePortfolio Examples


The following is a list of Epsilen ePortfolio examples. [Add your ePortfolio to the examples list](#)


**Ali Jafari**


**Angela Cannatti**


**Angela DeAngelo**


**Catherine Kaufman**


**Christopher Warren**


**Dale Dwyer**


**David Ford**

**Deborah Coulter-Harris**

**Felice Nudelman**

**Gwendolyn Morrison**

**Hai Dam**

**Hern Di**

**Selected Gadgets**

**Things I Need To Know**

You have **0** unread messages(0 Epsilen, 0 Quick Notes, 0 Course, 0 Group, 0 System, 0 Institution)

Your Epsilen ePortfolio Web site has had **2** visitors over the last thirty days.

You have accumulated **52** Epsilen Points . Learn how to [earn more points](#) and [why](#).

You have been added to **0** Networks. **0** new since your last login. [What does this mean?](#)

[Find MERLOT objects](#) that match my research interests.

**Epsilen News**

**Epsilen, LLC names new chief executive**  
(8/16/2010)  
Epsilen, LLC, the next-generation global eLearning company, announces.. [Read more about Epsilen, LLC..](#)

**HISD adopts technology integration initiative for fall 2010**  
(7/12/2010)  
Huffman ISD [Texas] has adopted a new technology integration initiative.. [Read more about HISD adopts..](#)

**Epsilen: A New Level of Academic Achievement**

Click on the change password link:

The screenshot shows the 'My Portal' page for a user named MARTHA HELEN ROB. The left sidebar contains various navigation links. A red box highlights the 'Change Password' link, and a red arrow points to it from a text box that says 'Click on the change password link'.

Enter your current password, your preferred password two times, and then click update:

The screenshot shows the password change form. A green banner at the top says 'Password updated successfully.' Below are three input fields: 'Current Password', 'New Password', and 'Re-Enter New Password'. A red box highlights the 'Update' button, and a red arrow points to it from a text box that says 'Enter your current password, your preferred password two times, and then click update'.

Answer OK to the pop-up question:



You should receive a message indicating that your password was updated successfully:

**Change Password** ?

Please Note: If you are accessing this ePortfolio site as a Proxy (i.e., Manager, Content Editor, Owner etc.) you will be changing **Your** password and not the password of the owner of this ePortfolio site. This will change **Your** login information.

✓ Password updated successfully.

Current Password:

New Password:

Re-Enter New Password:

Update

You should receive a message indicating that your password has been updated successfully

Close out the change password window. Click on My ePortfolio:

<http://www.epsilen.com/MarthaRobin>

My Portal

My ePortfolio

Groups

Calendar

Courses

Learning Matrix

Epsilen Mail

Files / Folders

My Networks

Share It

Take Notes

Search Epsilen

Time Tracker

Rubrics

Visitors

Content Repository

Options

## Add your fav

Selected Gadgets

Things I Need To Know

Unable to load information. Please try again in

Epsilen Postings

Unable to load information. Please try again in

Select My ePortfolio

Select Contact Info:

http://www.epsilon.com/MarthaR

My Portal

My ePortfolio

Contact Info

Welcome Note

Pictures / Videos

QuickLinks

Resume

Showcase

Certifications

Publications

News

Blog

Access Keys

Options

Interests

Themes

Preview ePortfolio

My ePortfolio ?

My ePortfolio is a collection of tc  
when they enter your **Epsilon V**

This Web page is called your **eP**  
ePortfolio.

On the menu to the left, under t  
option may also have indented

edit your professional [intere:](#)

Select Contact Info

Enter all of the information that you wish to place in your contact information profile and press Update when you are finished:

State:

County:

Gender:

☐ Hide my ePortfolio from search e

☐ Allow me to login using my primary email address ?

Update Reset

Enter all of the information that you wish to place in your profile and press Update when you are finished

Please be sure to safely store your Epsilon information in a safe place that you can access it from anywhere. You might want to consider storing passwords in a password keeper on your phone, a password keeper website, or an encrypted word document. You may need this information if you go to a training at Region XIII.